


Coaxial Isolators



- Magnetically Shielded
- SMA M/F Connectors Standard
- Ideal General Purpose Device
- Military, Space, and Commercial Applications
- Wide Operating Temperature
- Compact, Rugged Construction
- Rich Design Portfolio
- Extensive Program Heritage



Broadband Coaxial Isolator Specifications

FREQUENCY (GHz)	MODEL NUMBER	ISOLATION (dB) MIN	INS LOSS (dB) MAX	VSWR MAX	OPERATING TEMP (°C)	PWR HANDLING PK/FWD/REV (W)	PACKAGE CODE
0.490 - 0.710	T049071/DB	19	0.50	1.25:1	0 to +50	1000 / 80 / 1	L1
0.950 - 1.225	T095012/DB	19	0.50	1.25:1	-25 to +85	1000 / 80 / 1	L1
1.000 - 2.000	T1020/DB	15	0.70	1.40:1	0 to +50	500 / 100 / 1	G1
2.000 - 4.000	T2040/DB	18	0.50	1.30:1	-25 to +85	500 / 60 / 1	H1
2.000 - 6.000	T2060/DB	12	1.00	1.80:1	-10 to +60	500 / 10 / 1	H2
2.200 - 2.800	T2228/DB	21	0.30	1.20:1	-25 to +85	500 / 120 / 1	H1
2.600 - 5.200	T2652/DB	18	0.50	1.30:1	-25 to +85	500 / 60 / 1	H1
2.700 - 6.000	T2760/DB	16	0.60	1.45:1	-25 to +85	500 / 30 / 1	I1
2.800 - 3.800	T2838/DB	19	0.50	1.25:1	-25 to +85	500 / 80 / 1	I1
3.000 - 6.000	T3060/DB	18	0.50	1.40:1	-25 to +85	500 / 40 / 1	I1
3.000 - 6.600	T3066/DB	16	0.60	1.45:1	-25 to +85	500 / 30 / 1	I1
3.400 - 4.200	T3442/DC	21	0.30	1.20:1	-25 to +85	500 / 120 / 1	H1
3.400 - 4.200	T3442/DD	18	0.60	1.30:1	-25 to +85	500 / 60 / 1	J1
3.600 - 7.500	T3675/DB	21	0.50	1.20:1	-25 to +85	500 / 120 / 1	I1
3.700 - 8.000	T3780/DB	18	0.50	1.30:1	-25 to +85	500 / 60 / 1	I1
4.000 - 5.000	T4050/DB	21	0.40	1.20:1	-25 to +85	500 / 120 / 1	I1
4.000 - 8.000	T4080/DG	21	0.50	1.30:1	-25 to +85	500 / 60 / 1	I1
5.000 - 10.000	T500100/DB	19	0.50	1.35:1	-25 to +85	500 / 50 / 1	I1
5.000 - 11.000	T500110/DB	14	0.50	1.50:1	-25 to +85	500 / 30 / 1	J1
6.000 - 12.000	T600120/DB	15	0.60	1.40:1	-25 to +85	500 / 40 / 1	I1
6.000 - 18.000	T600180/DB	12	1.10	1.70:1	-25 to +85	500 / 10 / 1	K1
6.500 - 18.000	T650180/DB	12	1.10	1.50:1	-25 to +85	500 / 30 / 1	K1
7.000 - 9.000	T7090/DB	21	0.40	1.20:1	-25 to +85	500 / 65 / 1	J1
7.000 - 10.000	T700100/DB	19	0.50	1.25:1	-25 to +85	500 / 65 / 1	J1
7.000 - 18.000	T700180/DB	12	0.90	1.65:1	-25 to +85	500 / 20 / 1	K1
7.500 - 18.000	T750180/DB	17	0.90	1.30:1	-25 to +85	500 / 60 / 1	J1
8.000 - 10.000	T800100/DD	22	0.50	1.20:1	-25 to +85	500 / 65 / 1	J1
8.000 - 12.400	T800124/DL	20	0.50	1.25:1	-25 to +85	500 / 65 / 1	J1

Specifications subject to change without notice.

smiths

TRAK Microwave Corporation
 E-Mail: sales@trak.com ■ www.trak.com
 Ph: 813-901-7200 ■ US Toll Free: 1-888-283-8444

4726 Eisenhower Boulevard ■ Tampa, Florida 33634-6391 USA

Coaxial Isolators



Broadband Coaxial Isolator Specifications

FREQUENCY (GHz)	MODEL NUMBER	ISOLATION (dB) MIN	INS LOSS (dB) MAX	VSWR MAX	OPERATING TEMP(C)	PWR HANDLING PK/FWD/REV (W)	PACKAGE CODE
8.000 - 16.000	T800160/DB	17	0.50	1.35:1	-25 to +85	500 / 50 / 1	J1
8.000 - 18.000	T800180/DB	14	0.50	1.50:1	-25 to +85	500 / 30 / 1	K1
8.000 - 20.000	T800200/DB	11	1.00	1.80:1	-25 to +85	500 / 10 / 1	J1
10.000 - 15.000	T100150/DB	21	0.40	1.20:1	-25 to +85	500 / 65 / 1	J1
12.000 - 15.000	T120150/DD	20	0.50	1.25:1	-25 to +85	500 / 65 / 1	J1
12.000 - 18.000	T120180/DF	19	0.50	1.25:1	-25 to +85	500 / 65 / 1	J1
12.000 - 20.000	T120200/DB	14	0.70	1.50:1	-25 to +85	500 / 30 / 1	J1
18.000 - 22.000	T180220/DB	18	0.70	1.30:1	-25 to +85	500 / 60 / 1	J1
18.000 - 26.500	T180265/DB	13	1.00	1.58:1	-25 to +85	500 / 20 / 1	K2

Narrowband Coaxial Isolator Specifications

FREQUENCY (GHz)	MODEL NUMBER	ISOLATION (dB) MIN	INS LOSS (dB) MAX	VSWR MAX	OPERATING TEMP(C)	PWR HANDLING PK/FWD/REV (W)	PACKAGE CODE
0.390 - 0.450	T039045/DB	18	0.40	1.30:1	0 to +50	1000 / 60 / 1	G1
0.420 - 0.450	T042045/DB	18	0.40	1.30:1	0 to +50	1000 / 60 / 1	L1
0.800 - 0.960	T080096/DB	19	0.40	1.25:1	-25 to +85	1000 / 80 / 1	L1
0.850 - 0.950	T085095/DB	19	0.50	1.30:1	-25 to +85	1000 / 60 / 1	H1
1.000 - 1.100	T1011/DB	20	0.50	1.25:1	-25 to +85	1000 / 80 / 1	H1
1.200 - 1.400	T1214/DB	22	0.40	1.20:1	-25 to +85	1000 / 80 / 1	H1
1.435 - 1.535	T1415/DB	20	0.50	1.25:1	-25 to +85	1000 / 80 / 1	H1
1.500 - 1.600	T1516/DB	21	0.30	1.20:1	-25 to +85	1000 / 120 / 1	H1
1.600 - 1.800	T1618/DB	19	0.40	1.25:1	-25 to +85	1000 / 65 / 1	J1
1.800 - 2.100	T1821/DB	18	0.50	1.35:1	-25 to +85	1000 / 125 / 1	I1
2.000 - 2.330	T2023/DB	20	0.50	1.25:1	-25 to +85	500 / 80 / 1	I1
2.100 - 2.300	T2123/DB	23	0.50	1.15:1	-25 to +85	500 / 80 / 1	I1
2.200 - 2.300	T2223/DB	20	0.40	1.25:1	-25 to +85	500 / 80 / 1	I1
2.200 - 2.500	T2225/DB	19	0.50	1.25:1	-25 to +85	500 / 80 / 1	I1
2.500 - 2.700	T2527/DB	21	0.30	1.20:1	-25 to +85	500 / 120 / 1	I1
2.700 - 3.100	T2731/DB	23	0.40	1.15:1	-25 to +85	500 / 120 / 1	I1
3.000 - 3.500	T3035/DB	20	0.50	1.25:1	-25 to +85	500 / 80 / 1	I1
3.700 - 4.200	T3742/DB	19	0.50	1.25:1	-25 to +85	500 / 65 / 1	J1
4.200 - 4.400	T4244/DB	21	0.50	1.20:1	-25 to +85	500 / 65 / 1	J1
5.150 - 5.650	T5156/DB	21	0.40	1.20:1	-25 to +85	500 / 65 / 1	J1
5.400 - 5.900	T5459/DB	19	0.50	1.25:1	-25 to +85	500 / 65 / 1	J1
5.850 - 6.650	T5866/DB	21	0.30	1.20:1	-25 to +85	500 / 65 / 1	J1
6.500 - 7.200	T6572/DB	20	0.50	1.25:1	-25 to +85	500 / 65 / 1	J1
6.700 - 7.100	T6771/DB	21	0.30	1.20:1	-25 to +85	500 / 65 / 1	J1
6.710 - 7.420	T6774/DB	19	0.50	1.25:1	-25 to +85	500 / 65 / 1	J1
7.000 - 7.700	T7077/DB	20	0.50	1.20:1	-25 to +85	500 / 65 / 1	J1
7.825 - 8.475	T7884/DB	21	0.40	1.20:1	-25 to +85	500 / 65 / 1	J1
8.500 - 9.600	T8596/DB	21	0.30	1.20:1	-25 to +85	500 / 65 / 1	J1

Specifications subject to change without notice.

smiths

TRAK Microwave Corporation
 E-Mail: sales@trak.com • www.trak.com
 Ph: 813-901-7200 • US Toll Free: 1-888-283-8444

4726 Eisenhower Boulevard • Tampa, Florida 33634-6391 USA

Coaxial Isolators



Narrowband Coaxial Isolator Specifications

FREQUENCY (GHz)	MODEL NUMBER	ISOLATION (dB) MIN	INS LOSS (dB) MAX	VSWR MAX	OPERATING TEMP (°C)	PWR HANDLING PK/FWD/REV (W)	PACKAGE CODE
10.000 - 12.000	T100120/DD	20	0.50	1.25:1	-25 to +85	500 / 65 / 1	J1
10.500 - 11.300	T105113/DD	23	0.40	1.15:1	-25 to +85	500 / 65 / 1	J1
11.000 - 12.000	T110120/DB	21	0.40	1.20:1	-25 to +85	500 / 65 / 1	J1
11.000 - 12.790	T110127/DD	21	0.50	1.20:1	-25 to +85	500 / 65 / 1	J1
11.450 - 12.750	T114127/DA	23	0.30	1.15:1	-25 to +85	500 / 65 / 1	J1
12.000 - 12.800	T120128/DB	23	0.30	1.15:1	-25 to +85	500 / 65 / 1	J1
12.750 - 14.500	T127145/DB	23	0.40	1.15:1	-25 to +85	500 / 65 / 1	J1
13.000 - 15.000	T130150/DB	23	0.40	1.15:1	-25 to +85	500 / 65 / 1	J1
15.000 - 18.000	T150180/DF	20	0.50	1.20:1	-25 to +85	500 / 65 / 1	J1
19.440 - 21.500	T194215/DB	19	0.50	1.25:1	-25 to +85	500 / 65 / 1	J1
19.700 - 20.200	T197202/DE	21	0.50	1.20:1	-25 to +85	500 / 65 / 1	J1

Select-A-Frequency Coaxial Isolator Specifications

Refer to page 50 for Select-A-Frequency Instructions.

CENTER FREQUENCY (GHz)	MODEL NUMBER	BANDWIDTH (%)	ISOLATION (dB) MIN	INS LOSS (dB) MAX	VSWR MAX	OPERATING TEMP (°C)	PWR HANDLING PK/FWD/REV (W)	PACKAGE CODE
0.500 - 0.700	T050070/S*D	5%	19	0.50	1.25:1	-20 to +70	1000 / 80 / 1	H1
0.700 - 1.000	T070010/S*B	5%	20	0.50	1.25:1	-25 to +85	1000 / 80 / 1	H1
1.000 - 1.300	T1013/S*B	10%	20	0.50	1.25:1	-25 to +85	1000 / 80 / 1	H1
1.300 - 1.650	T1316/S*C	10%	20	0.50	1.25:1	-25 to +85	1000 / 80 / 1	H1
1.300 - 1.650	T1316/S*D	10%	20	0.50	1.25:1	-25 to +85	1000 / 80 / 1	I1
1.650 - 2.000	T1620/S*D	10%	20	0.50	1.25:1	-25 to +85	1000 / 80 / 1	I1
2.000 - 2.500	T2025/S*D	10%	20	0.50	1.25:1	-25 to +85	500 / 80 / 1	I1
2.500 - 3.200	T2532/S*B	10%	20	0.50	1.25:1	-25 to +85	500 / 80 / 1	I1
3.000 - 3.800	T3038/S*B	10%	20	0.50	1.25:1	-25 to +85	500 / 80 / 1	I1
3.000 - 4.000	T3040/S*B	10%	20	0.50	1.25:1	-25 to +85	500 / 65 / 1	J1
3.600 - 5.000	T3650/S*B	10%	20	0.50	1.25:1	-25 to +85	500 / 65 / 1	J1
4.800 - 6.000	T4860/S*B	10%	20	0.50	1.25:1	-25 to +85	500 / 65 / 1	J1
6.000 - 8.000	T6080/S*B	15%	23	0.50	1.20:1	-25 to +85	500 / 65 / 1	J1
8.000 - 15.000	T800150/S*B	10%	23	0.50	1.20:1	-25 to +85	500 / 65 / 1	J1
15.000 - 18.000	T150180/S*B	10%	23	0.50	1.20:1	-25 to +85	500 / 65 / 1	J1

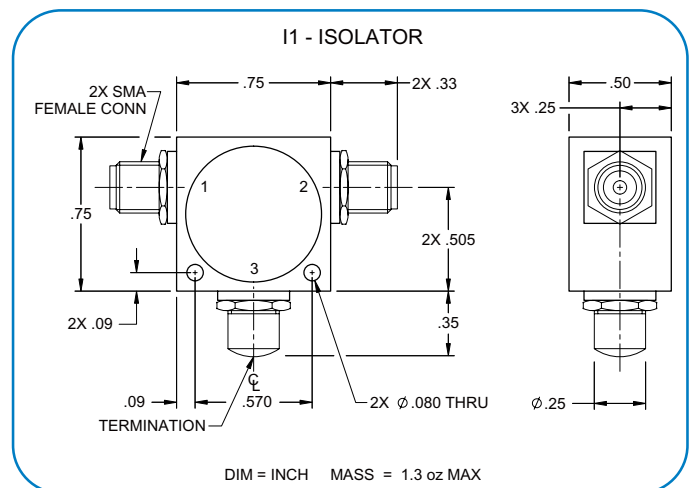
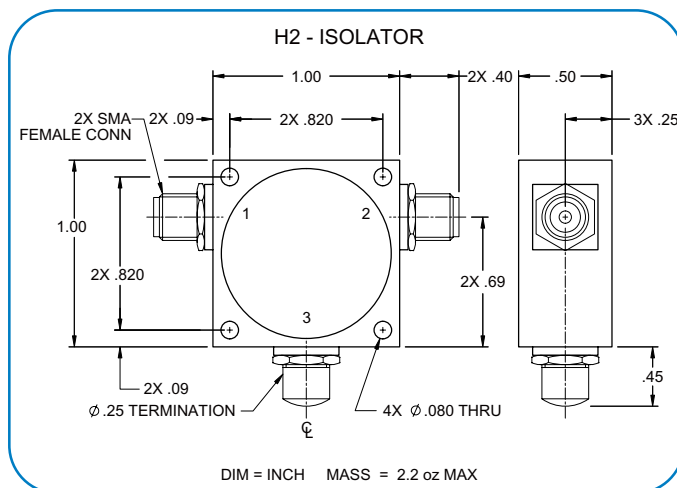
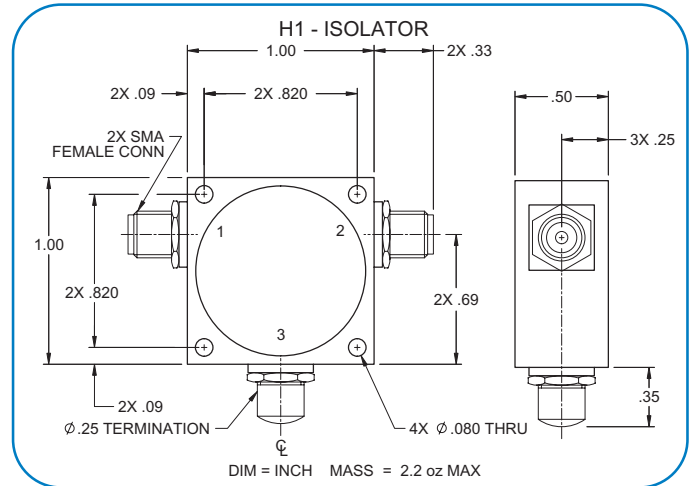
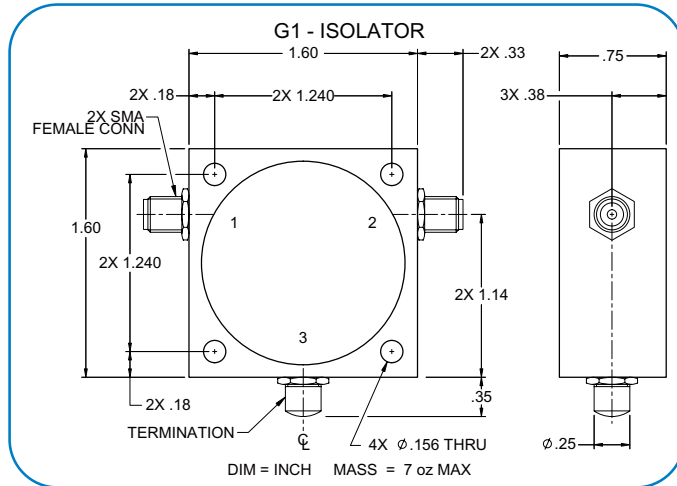
Specifications subject to change without notice.

smiths

TRAK Microwave Corporation
 E-Mail: sales@trak.com • www.trak.com
 Ph: 813-901-7200 • US Toll Free: 1-888-283-8444

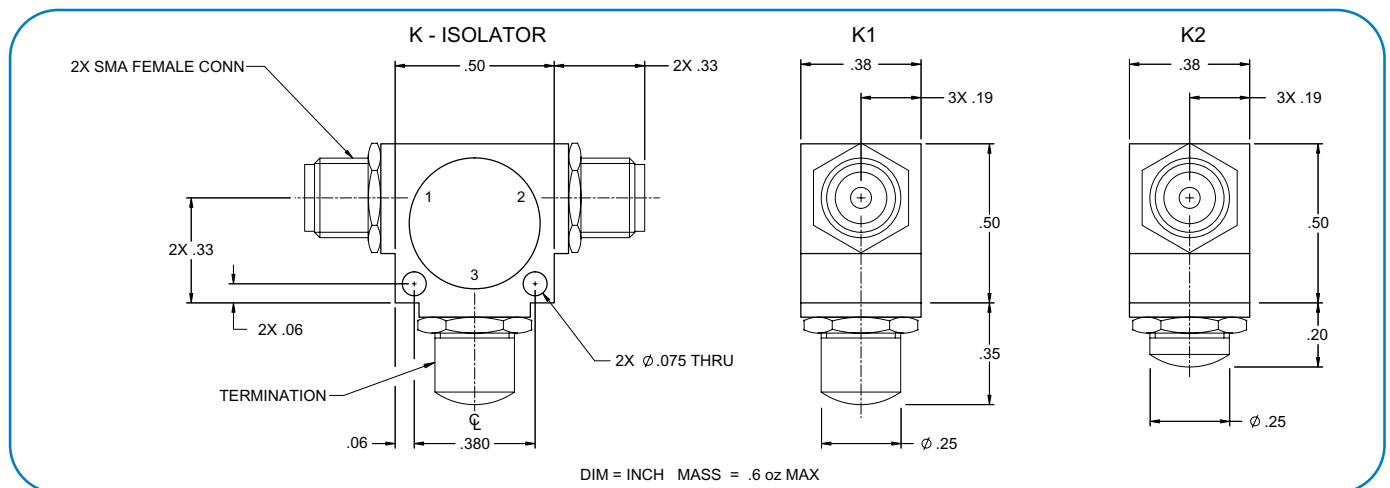
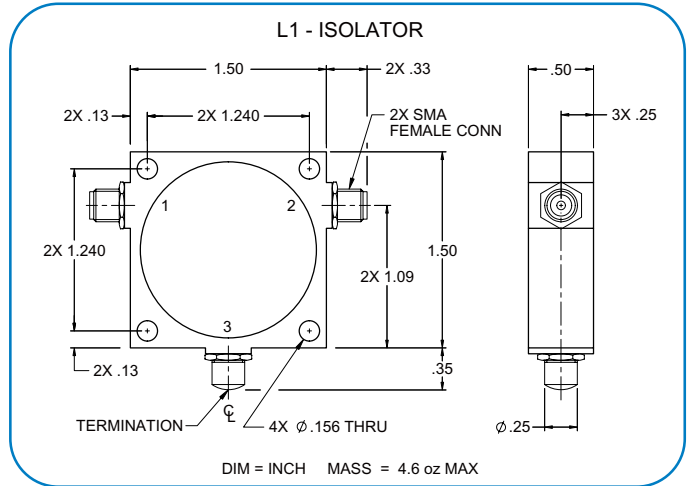
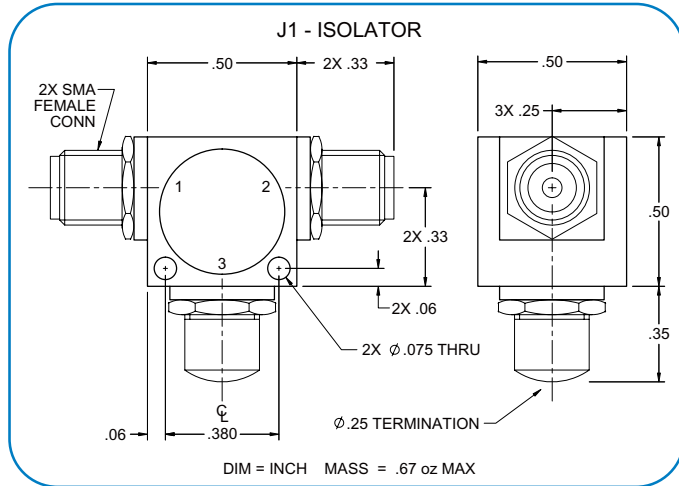
4726 Eisenhower Boulevard • Tampa, Florida 33634-6391 USA

Coaxial Isolator Package Drawings



Specifications subject to change without notice.

Coaxial Isolator Package Drawings



Specifications subject to change without notice.